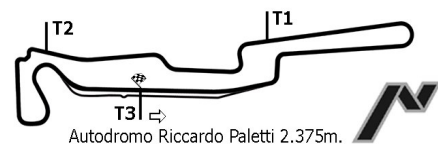


Gordini Club Feld 1

AGGREGATE RESULTS



Autodromo Riccardo Paletti 2.375m. Autodromo Riccardo Paletti 2.375m.

POS No DRIVER NAT TEAM CAR GR CL L TIME GAP SPD FASTEST LAP

ASSOLUTA

1	49	GAEMPERLI D.		HONDA CRX V	4		30	41'00.049	104.266 Km/h		1'20.257	17
2	43	BLEIKER M.		HONDA CRX V	4		30	41'14.106	14.057		1'20.625	14
3	888	MAHMUTOVIC N.		FIAT PUNTO	4		30	41'24.848	24.799		1'21.106	7
4	971	WACKER/FUCHS		OPEL ASTRA	2	K1II	30	41'27.198	27.149		1'20.805	4
5	876	WOLFSFELLNER R.		GOLF 2	4		30	41'44.139	44.090		1'21.048	2
6	973	KAEMMER M.			2	K2II	30	41'46.198	46.149		1'21.963	7
7	892	LEITNER T.		ALFA ROMEO	3		30	41'52.348	52.299		1'21.782	4
8	901	BOSLER R.		VW GOLF	2	K2II	30	42'00.092	1'00.043		1'22.243	11
9	18	HERREN J.		ALFA ROMEO 3	2	K2	30	43'22.455	2'22.406		1'25.027	26
10	59	OSSWALD M.		ALFA ROMEO 3	2	K2	30	43'32.843	2'32.794		1'25.287	4
11	25	MEIER J.		ALFA ROMEO S	2	K2	30	43'50.262	2'50.213		1'25.110	11
12	81	LEIMGRUBER A.		BMW 325i	4		29	40'52.200	1 LAP		1'22.023	7
13	11	HERREN O.		ALFA ROMEO S	2	K2	29	42'36.183	1 LAP		1'26.118	5
14	22	KELLER A.		LOTUS ELISE	3		29	43'28.423	1 LAP		1'25.007	4
15	995	STOCK J.			2	K2II	28	41'47.817	2 LAPS		1'26.224	5
16	947	ALBRECHT J.		OPEL KADETT	2	K1II	28	41'48.883	2 LAPS		1'25.651	10
17	923	BREWITZER M.			2	K1II	28	41'50.949	2 LAPS		1'26.281	4
18	50	WEIBEL S.		ALFA ROMEO 3	2	K2	28	42'20.801	2 LAPS		1'28.388	12
19	17	MERKER A.		ALFA ROMEO 3	2	K2	28	42'28.451	2 LAPS		1'28.466	19
20	58	SCHAER M.		ALFA ROMEO S	1		28	43'43.738	2 LAPS		1'31.468	28
21	32	BAUMANN M.		RENAULT 5 GT	1		27	42'08.555	3 LAPS		1'31.185	8
22	914	VOEGELE M.		PORSCHE 944	1	K3II	27	42'43.618	3 LAPS		1'31.725	3
23	15	SALVISBERG A.		ALFA ROMEO 3	2	K2	26	38'08.414	4 LAPS		1'25.485	5
24	967	DAUERER J.			2	K2II	23	34'25.867	7 LAPS		1'24.668	14
25	974	STEINER T.		OPEL CALIBRA	2	K1II	22	31'39.698	8 LAPS		1'23.611	2
26	16	KILCHENMANN M.		ALFA ROMEO 3	3		22	43'02.871	8 LAPS		1'23.851	5

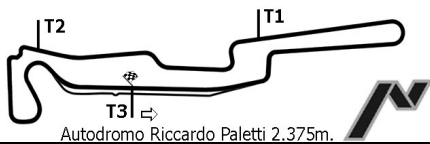
NOT CLASSIFIED

DNS	56	KNOPFEL M.		LOTUS ELAN	4		14	20'47.206	16 LAPS		1'27.101	5
DNS	54	STAEDLER B.		ALFA ROMEO G	3		12	21'32.356	18 LAPS		1'39.517	3
DNS	875	LEHMEIER B.		HONDA CRX	1		8	12'17.984	22 LAPS		1'28.632	5
DNS	898	HUBER M.		RENAULT CLIO	4		2	3'35.819	28 LAPS			2
DNS	4	KLEIN P.		ALFA ROMEO A	3							
DNS	872	KUYPERS M.		CHRYSLER NEO	3							
DNS	57	UEHLINGER U.		RENAULT 5 GT	3							

Esposta ore:

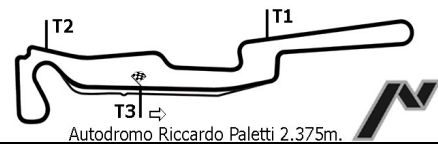
IL DIRETTORE DI GARA : Farit Roth

IL D.S. CRONOMETRAGGIO : Rapi Andrea



Gordini Club Feld 1

AGGREGATE RESULTS



POS No DRIVER NAT TEAM CAR GR CL L TIME GAP SPD FASTEST LAP

KATEGORIE 1

1	58	SCHAER M.	ALFA ROMEO S	1		28	43'43.738	91.243 Km/h	1'31.468	28
2	32	BAUMANN M.	RENAULT 5 GT	1		27	42'08.555	1 LAP	1'31.185	8
3	914	VOEGELE M.	PORSCHE 944	1	K3II	27	42'43.618	1 LAP	1'31.725	3

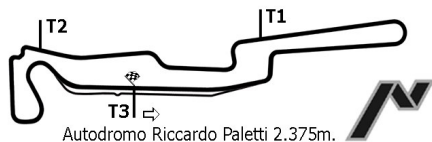
NOT CLASSIFIED

DNS 875 **LEHMEIER B.** HONDA CRX 1 **8** **12'17.984** 20 LAPS 1'28.632 5

Esposta ore:

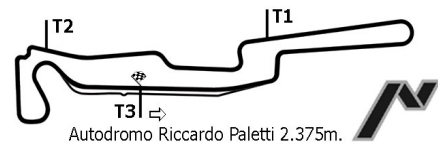
IL DIRETTORE DI GARA : Farit Roth

IL D.S. CRONOMETRAGGIO : Rapi Andrea



Gordini Club Feld 1

AGGREGATE RESULTS



POS No DRIVER NAT TEAM CAR GR CL L TIME GAP SPD FASTEST LAP

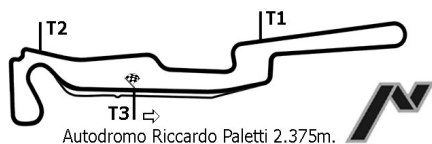
KATEGORIE 2

POS	No	DRIVER	NAT	TEAM	CAR	GR	CL	L	TIME	GAP	SPD	FASTEST LAP
1	971	WACKER/FUCHS			OPEL ASTRA	2	K1II	30	41'27.198	103.128 Km/h		1'20.805 4
2	973	KAEMMER M.				2	K2II	30	41'46.198	19.000		1'21.963 7
3	901	BOSLER R.			VW GOLF	2	K2II	30	42'00.092	32.894		1'22.243 11
4	18	HERREN J.			ALFA ROMEO 3	2	K2	30	43'22.455	1'55.257		1'25.027 26
5	59	OSSWALD M.			ALFA ROMEO 3	2	K2	30	43'32.843	2'05.645		1'25.287 4
6	25	MEIER J.			ALFA ROMEO S	2	K2	30	43'50.262	2'23.064		1'25.110 11
7	11	HERREN O.			ALFA ROMEO S	2	K2	29	42'36.183	1 LAP		1'26.118 5
8	995	STOCK J.				2	K2II	28	41'47.817	2 LAPS		1'26.224 5
9	947	ALBRECHT J.			OPEL KADETT	2	K1II	28	41'48.883	2 LAPS		1'25.651 10
10	923	BREWITZER M.				2	K1II	28	41'50.949	2 LAPS		1'26.281 4
11	50	WEIBEL S.			ALFA ROMEO 3	2	K2	28	42'20.801	2 LAPS		1'28.388 12
12	17	MERKER A.			ALFA ROMEO 3	2	K2	28	42'28.451	2 LAPS		1'28.466 19
13	15	SALVISBERG A.			ALFA ROMEO 3	2	K2	26	38'08.414	4 LAPS		1'25.485 5
14	967	DAUERER J.				2	K2II	23	34'25.867	7 LAPS		1'24.668 14
15	974	STEINER T.			OPEL CALIBRA	2	K1II	22	31'39.698	8 LAPS		1'23.611 2

Esposta ore:

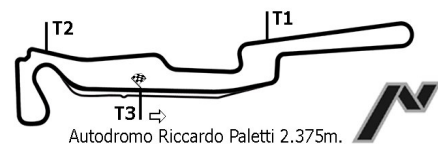
IL DIRETTORE DI GARA : Farit Roth

IL D.S. CRONOMETRAGGIO : Rapi Andrea



Gordini Club Feld 1

AGGREGATE RESULTS



POS No DRIVER NAT TEAM CAR GR CL L TIME GAP SPD FASTEST LAP

KATEGORIE 3

1	892	LEITNER T.		ALFA ROMEO	3		30	41'52.348	102.095 Km/h		1'21.782	4
2	22	KELLER A.		LOTUS ELISE	3		29	43'28.423	1 LAP		1'25.007	4
3	16	KILCHENMANN M.		ALFA ROMEO 3	3		22	43'02.871	8 LAPS		1'23.851	5

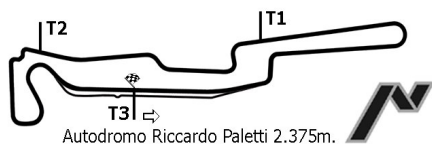
NOT CLASSIFIED

DNS	54	STAEDLER B.		ALFA ROMEO G	3		12	21'32.356	18 LAPS		1'39.517	3
DNS	4	KLEIN P.		ALFA ROMEO A	3							
DNS	872	KUYPERS M.		CHRYSLER NEO	3							
DNS	57	UEHLINGER U.		RENAULT 5 GT	3							

Esposta ore:

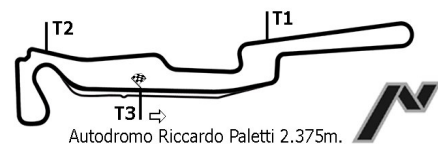
IL DIRETTORE DI GARA : Farit Roth

IL D.S. CRONOMETRAGGIO : Rapi Andrea



Gordini Club Feld 1

AGGREGATE RESULTS



POS No DRIVER NAT TEAM CAR GR CL L TIME GAP SPD FASTEST LAP

KATEGORIE 4

1	49	GAEMPERLI D.		HONDA CRX V	4		30	41'00.049	104.266 Km/h		1'20.257	17
2	43	BLEIKER M.		HONDA CRX V	4		30	41'14.106	14.057		1'20.625	14
3	888	MAHMUTOVIC N.		FIAT PUNTO	4		30	41'24.848	24.799		1'21.106	7
4	876	WOLFSFELLNER R.		GOLF 2	4		30	41'44.139	44.090		1'21.048	2
5	81	LEIMGRUBER A.		BMW 325i	4		29	40'52.200	1 LAP		1'22.023	7

NOT CLASSIFIED

DNS	56	KNOPFEL M.		LOTUS ELAN	4		14	20'47.206	16 LAPS		1'27.101	5
DNS	898	HUBER M.		RENAULT CLIO	4		2	3'35.819	28 LAPS			2

Esposta ore:

IL DIRETTORE DI GARA : Farit Roth

IL D.S. CRONOMETRAGGIO : Rapi Andrea